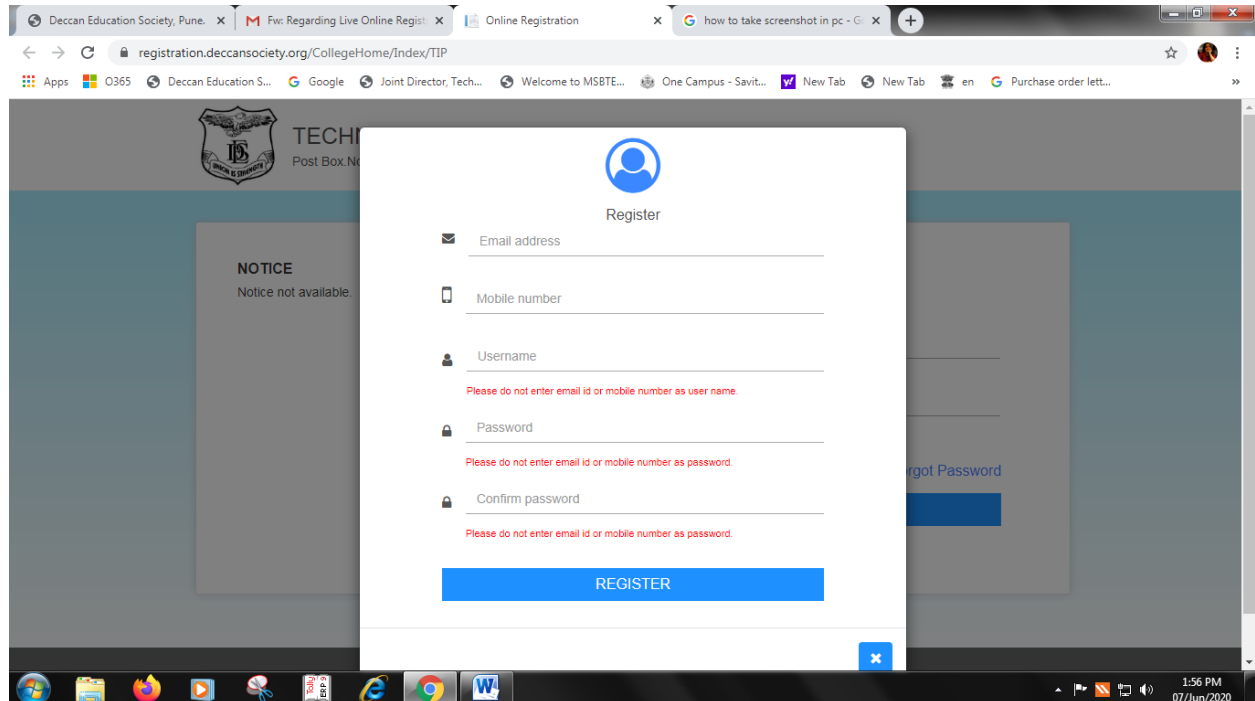
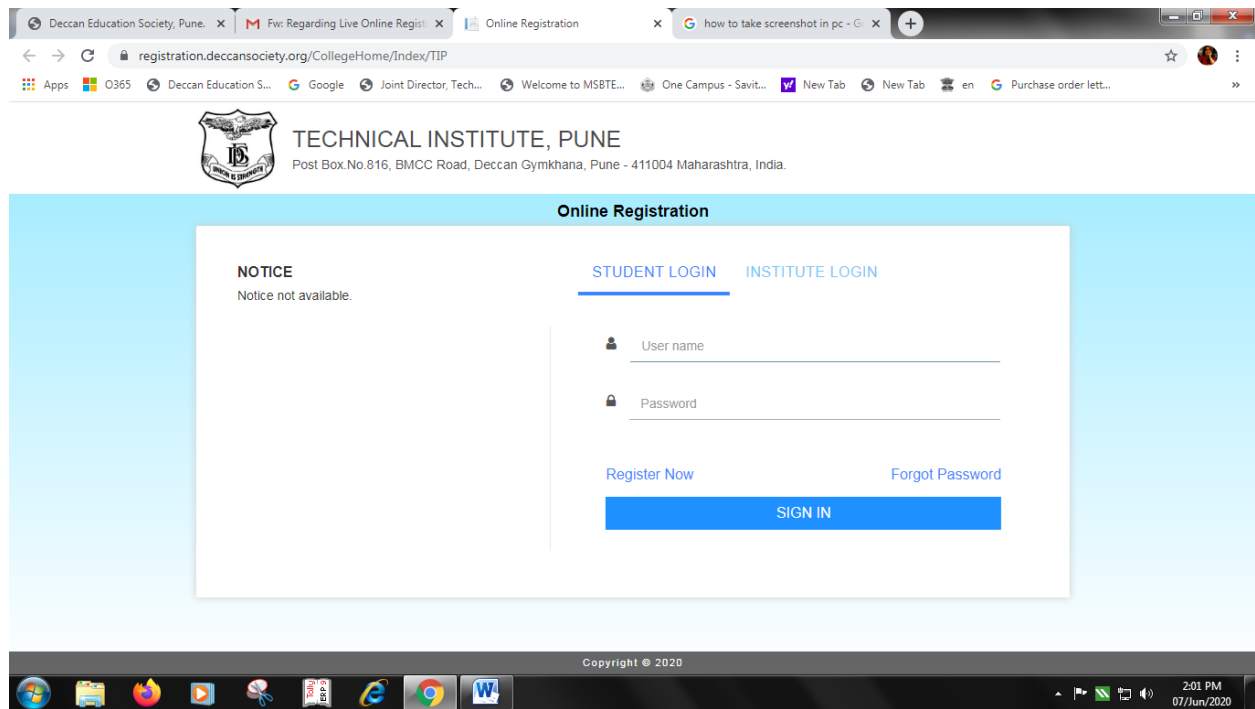


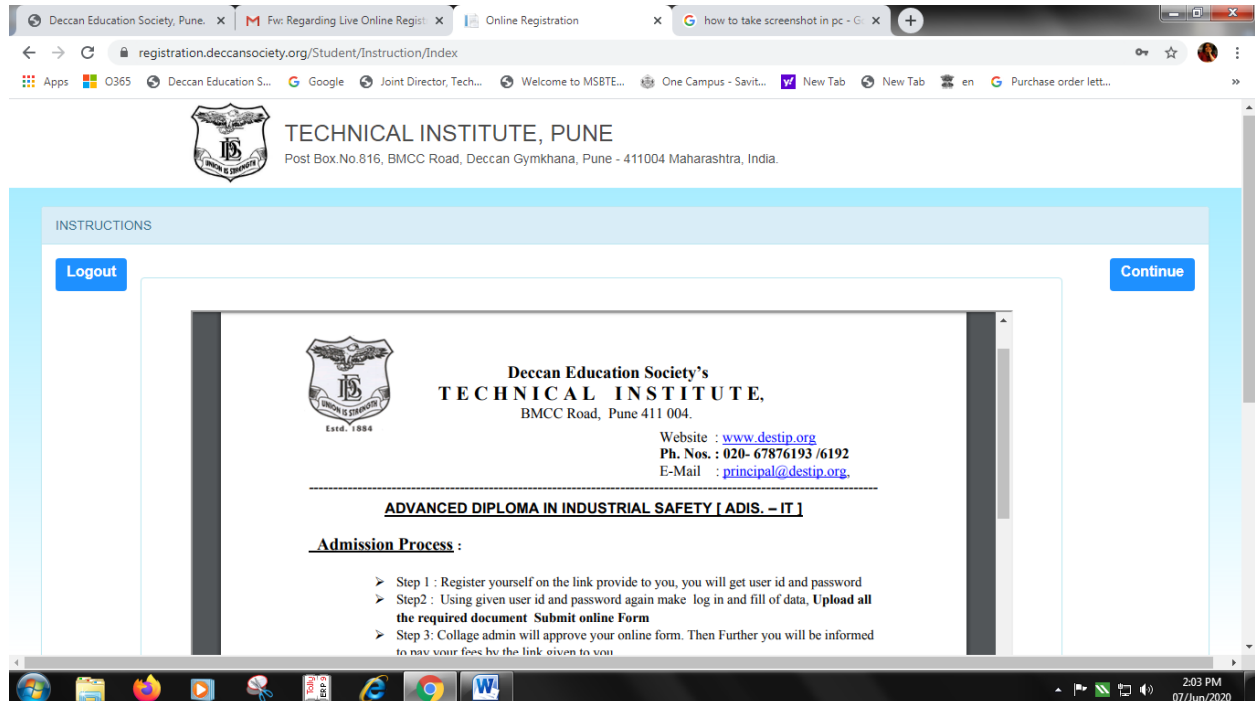
Click On – Register Now



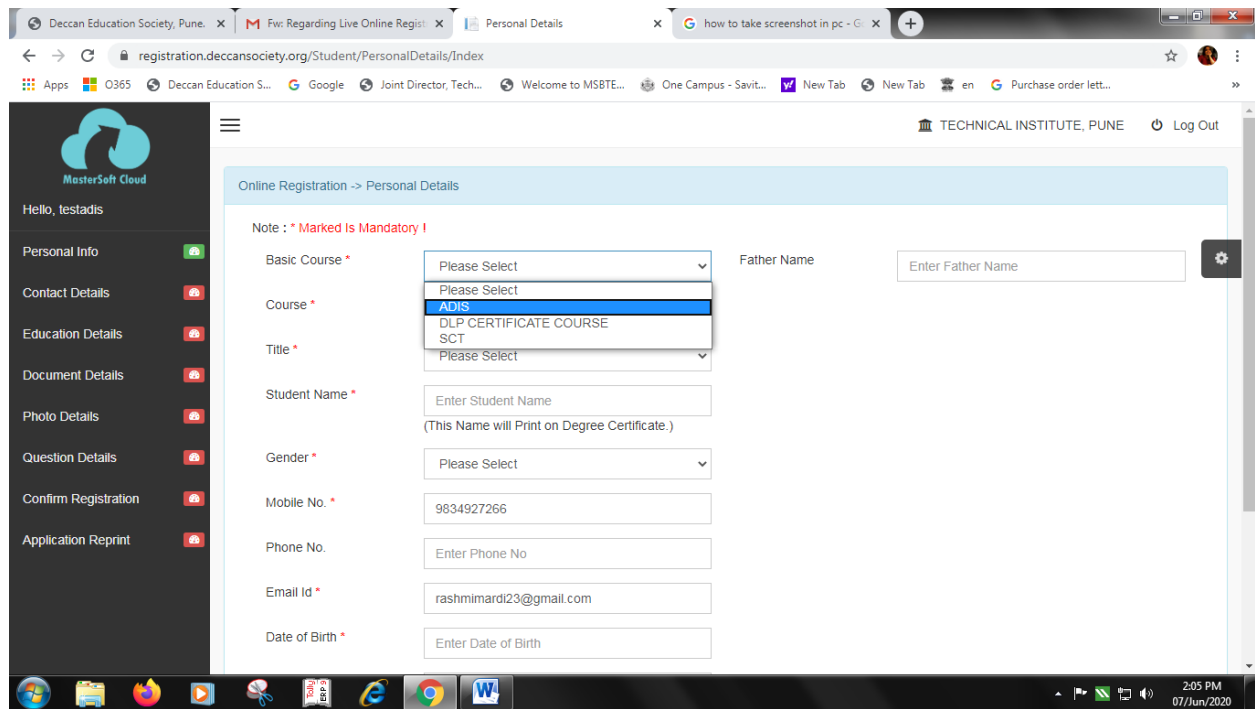
Fill the data and click on Register Now, you will get User id and Password on your Registered Email id and Mobile No.



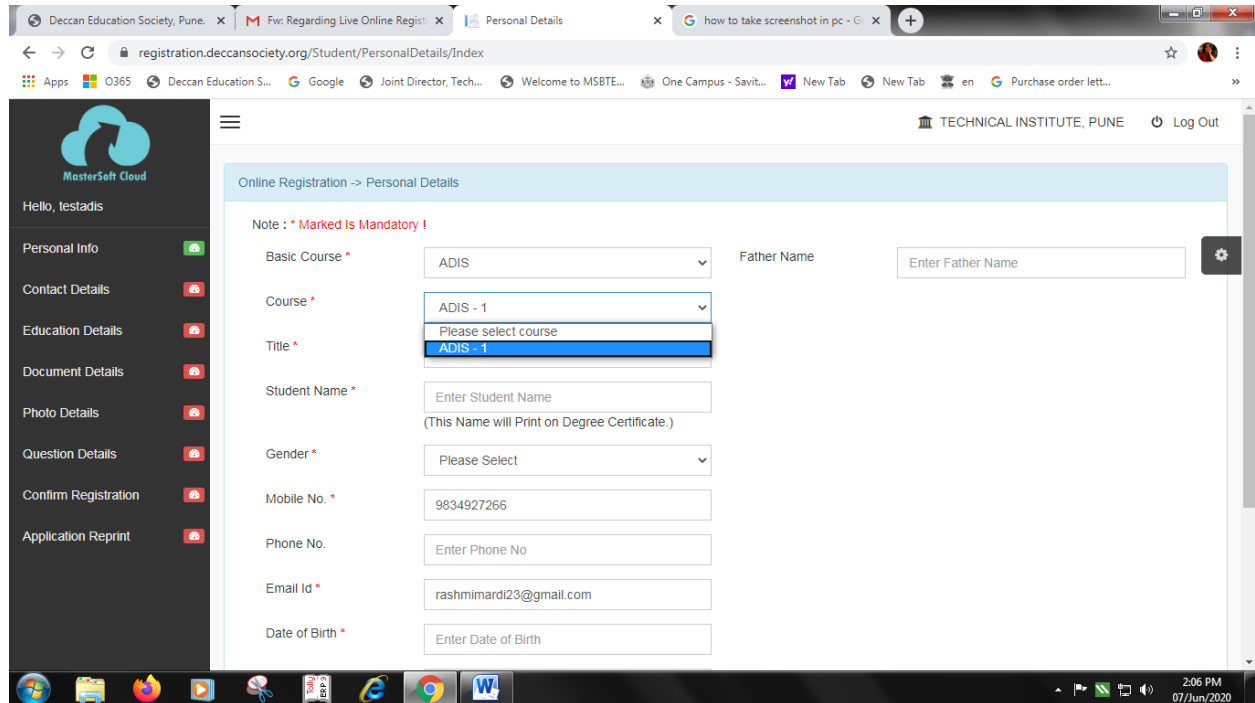
Make Log in using Given User id and Password



Scroll down for Instructions and then click on Continue



Select ADIS Course from Dropdown Box



Select ADIS -1 Course

The screenshot shows a web browser window with the URL [registration.deccansociety.org/Student/PersonalDetails/Index](http://registration.deccansociety.org/Student/PersonalDetails/Index). The page has a dark sidebar on the left with navigation links: Contact Details, Education Details, Document Details, Photo Details, Question Details, Confirm Registration, and Application Reprint. The main content area contains a form for personal details. The form fields are as follows:

Course *	ADIS - 1
Title *	MISS
Student Name *	Test XYZ PQR (This Name will Print on Degree Certificate.)
Gender *	Female
Mobile No. *	9834927266
Phone No.	Enter Phone No
Email Id *	rashmimardi23@gmail.com
Date of Birth *	23/05/1996
Birth Country	INDIA
Birth / Domicile State	Maharashtra
Mother Name	SUV

At the bottom right of the form is a blue button labeled "Save & Next". The browser's taskbar at the bottom shows the time as 2:09 PM on 07/Jun/2020.

Fill all data and Click On Save and Next button

The screenshot shows the same web browser window, but the URL is [registration.deccansociety.org/Student/AddressDetails/Index](http://registration.deccansociety.org/Student/AddressDetails/Index). The sidebar is the same. The main content area contains a form for address details. The form fields are as follows:

Permanent Address	ABCD	City/Village *	Pune
Country *	INDIA	House Number	Enter House No.
State *	Maharashtra	Gram Panchayat	Enter Grampanchayat
District *	Pune	Pin Code	Enter Pin Code

Below this section is a header "CORRESPONDENCE / LOCAL ADDRESS" and a checkbox labeled "Same as Permanent Address" which is checked. Below this are two identical sets of address fields:

Temporary Address *	ABCD	City/Village *	Pune
Country *	INDIA	House Number	Enter House No.
State *	Maharashtra	Gram Panchayat	Enter Grampanchayat
District *	Pune	Pin Code *	Enter Pin Code

At the bottom right of the form is a blue button labeled "Save & Next". The browser's taskbar at the bottom shows the time as 2:11 PM on 07/Jun/2020.

Fill data and Click on Save and Next Button

Deccan Education Society, Pune. x Fw: Regarding Live Online Regis... x Education Details x how to take screenshot in pc - G... x

registration.deccansociety.org/Student/EducationDetails/Index

Apps O365 Deccan Education S... Google Joint Director, Tech... Welcome to MSBTE... One Campus - Savit... New Tab New Tab en Purchase order lett...

MasterSoft Cloud

Hello, testadis

Personal Info Contact Details Education Details Document Details Photo Details Question Details Confirm Registration Application Reprint

TECHNICAL INSTITUTE, PUNE Log Out

Online Registration -> Educational Details

Note : \* Marked Is Mandatory

Exam Name \* Msc Obtained Marks \* 222222

Board/University \* Pune University Total Marks \* 222222

School/College Fergusson college Percentage 100.00 %

Year Of Admission Enter Year of Admission Result Enter Result (Pass/Fail)

Date of Passing Enter Date of Passing Credit Earned Enter Credit Earned

Year Of Passing \* 2222 CGPA Enter CGPA

Exam Seat Number Enter Exam Seat No Grade Enter Grade

Passing Certificate Number Enter Passing Certificate Number Add

HSC/+2 with Maths ☒ Yes ☐ No

Fill Exam Details and click on Add Button ( Add from 12 th standard upto Highest Qualification)

Deccan Education Society, Pune. x Fw: Regarding Live Online Regis... x Education Details x how to take screenshot in pc - G... x

registration.deccansociety.org/Student/EducationDetails/Index

Apps O365 Deccan Education S... Google Joint Director, Tech... Welcome to MSBTE... One Campus - Savit... New Tab New Tab en Purchase order lett...

Education Details Document Details Photo Details Question Details Confirm Registration Application Reprint

TECHNICAL INSTITUTE, PUNE Log Out

Online Registration -> Educational Details

Note : \* Marked Is Mandatory

Exam Name \* Msc Obtained Marks \* 222222

Board/University \* Pune University Total Marks \* 222222

School/College Fergusson college Percentage 100.00 %

Year Of Admission Enter Year of Admission Result Enter Result (Pass/Fail)

Date of Passing Enter Date of Passing Credit Earned Enter Credit Earned

Year Of Passing \* 2222 CGPA Enter CGPA

Exam Seat Number Enter Exam Seat No Grade Enter Grade

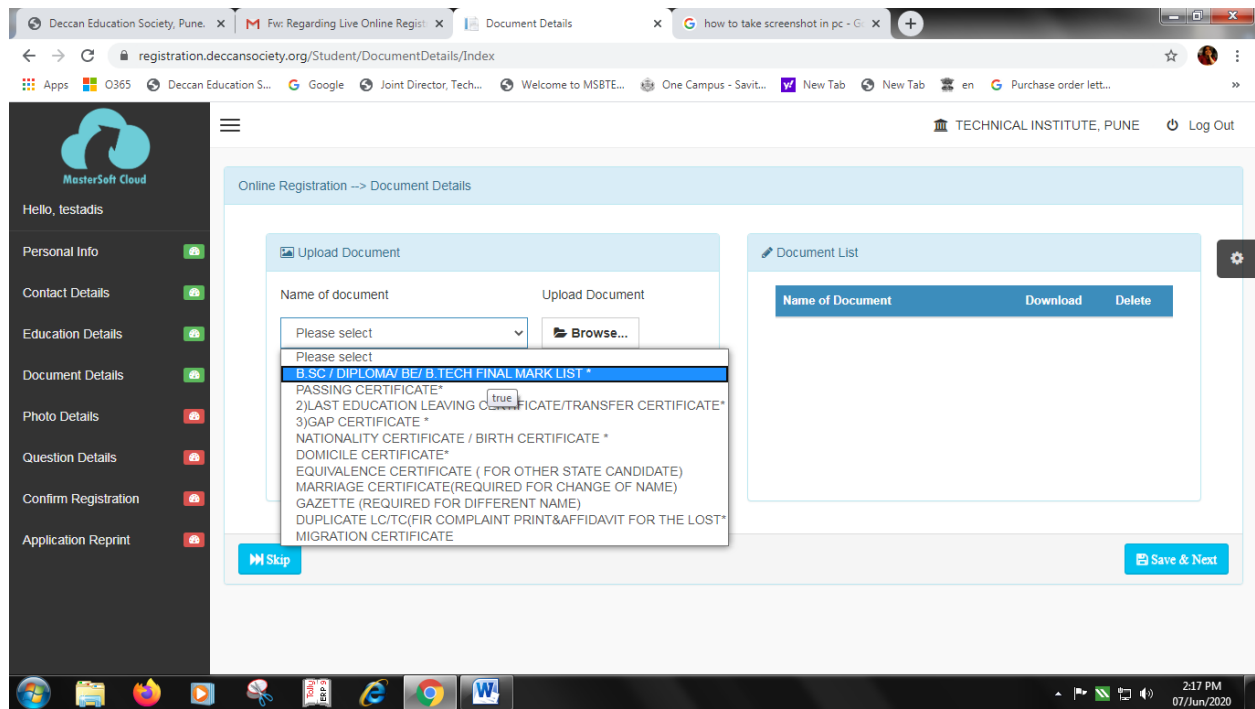
Passing Certificate Number Enter Passing Certificate Number Add

HSC/+2 with Maths ☒ Yes ☐ No

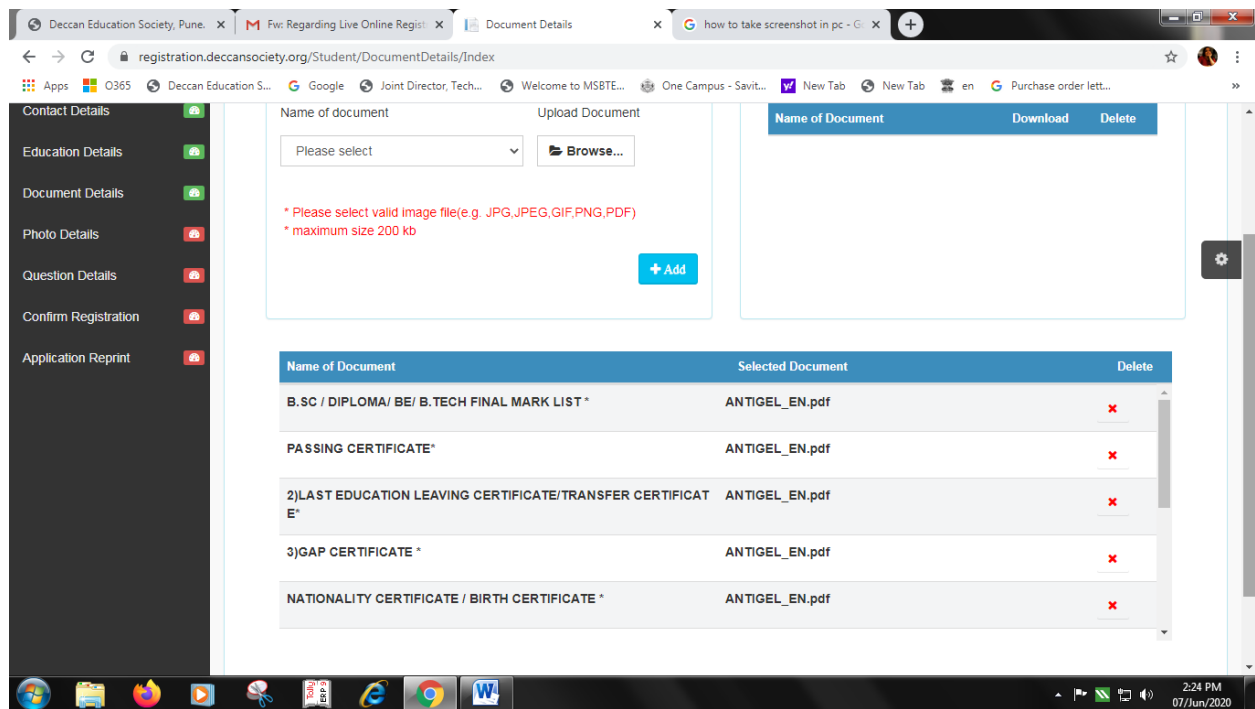
Name of Exam	Total Marks	Obt. Marks	CGPA	Delete
Msc	222222	222222		

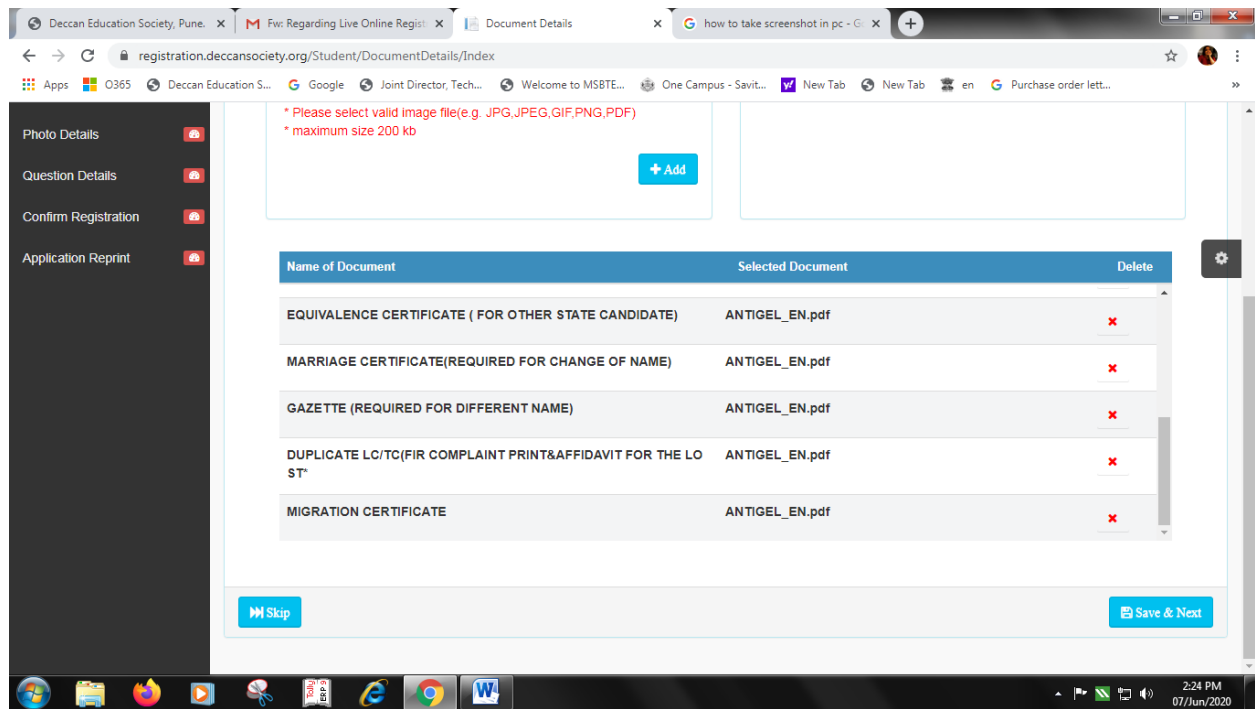
Skip Save & Next

After addition of all Exam Details click on Save & Next Button

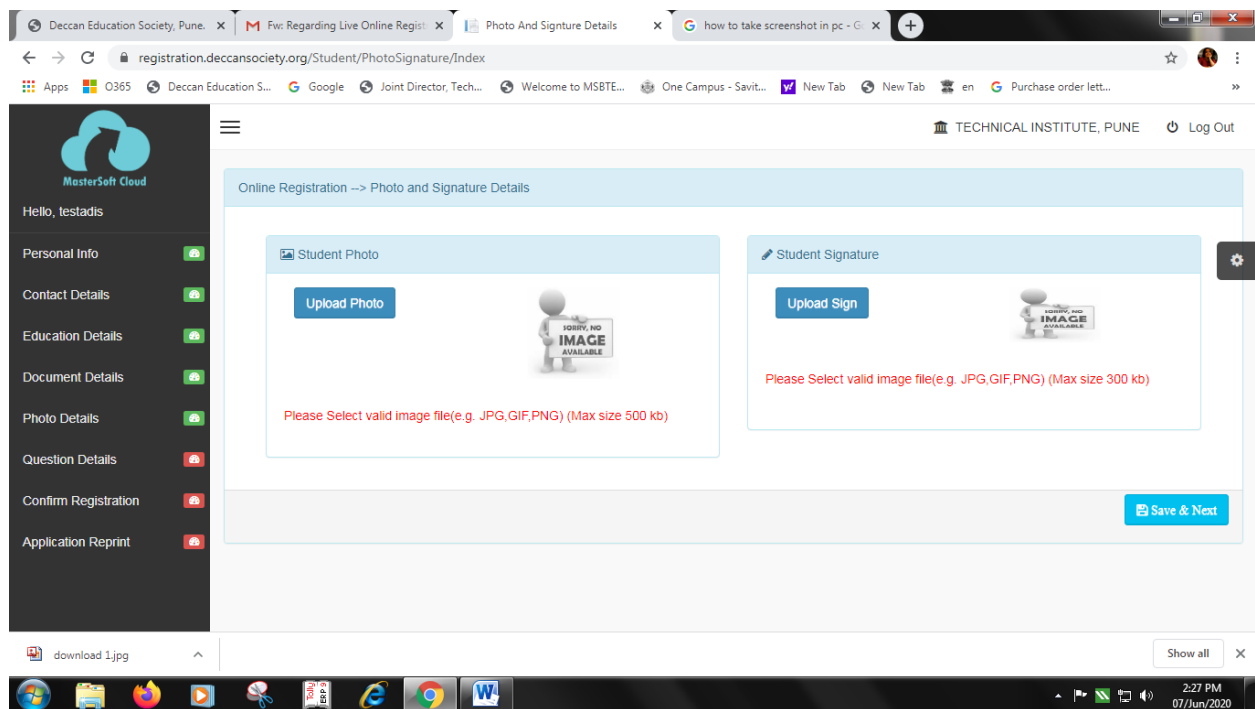


Select Document which is to be uploaded and Click On Browse and Click On Add Button.  
Upload all documents and Click on Save & Next Button.

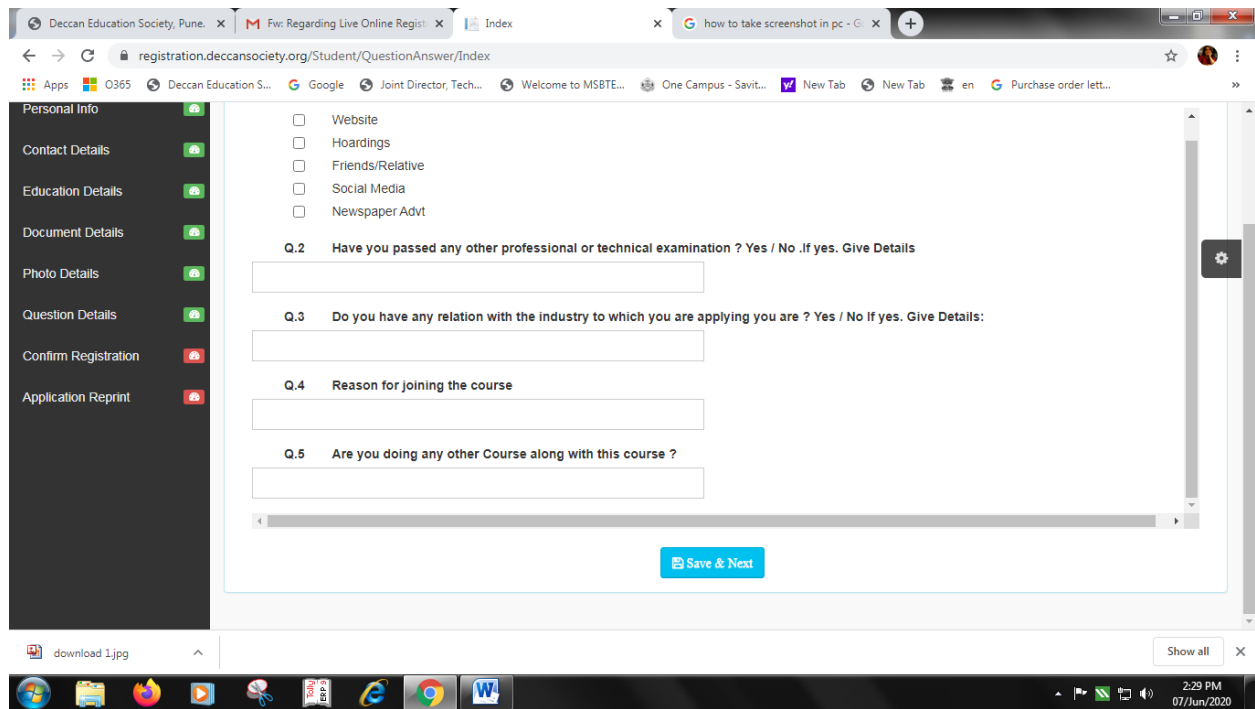




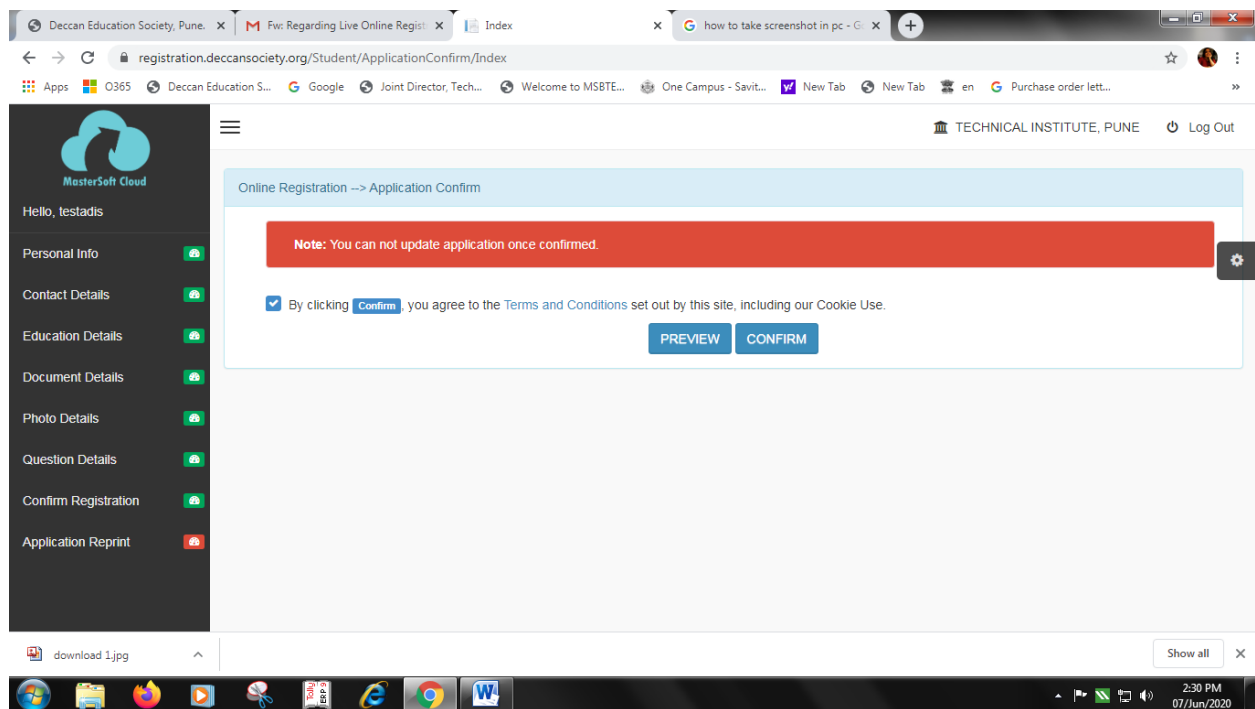
Add all required documents and click on Save & Next Button.



Upload Photo and Signature and Click on Save and next Button

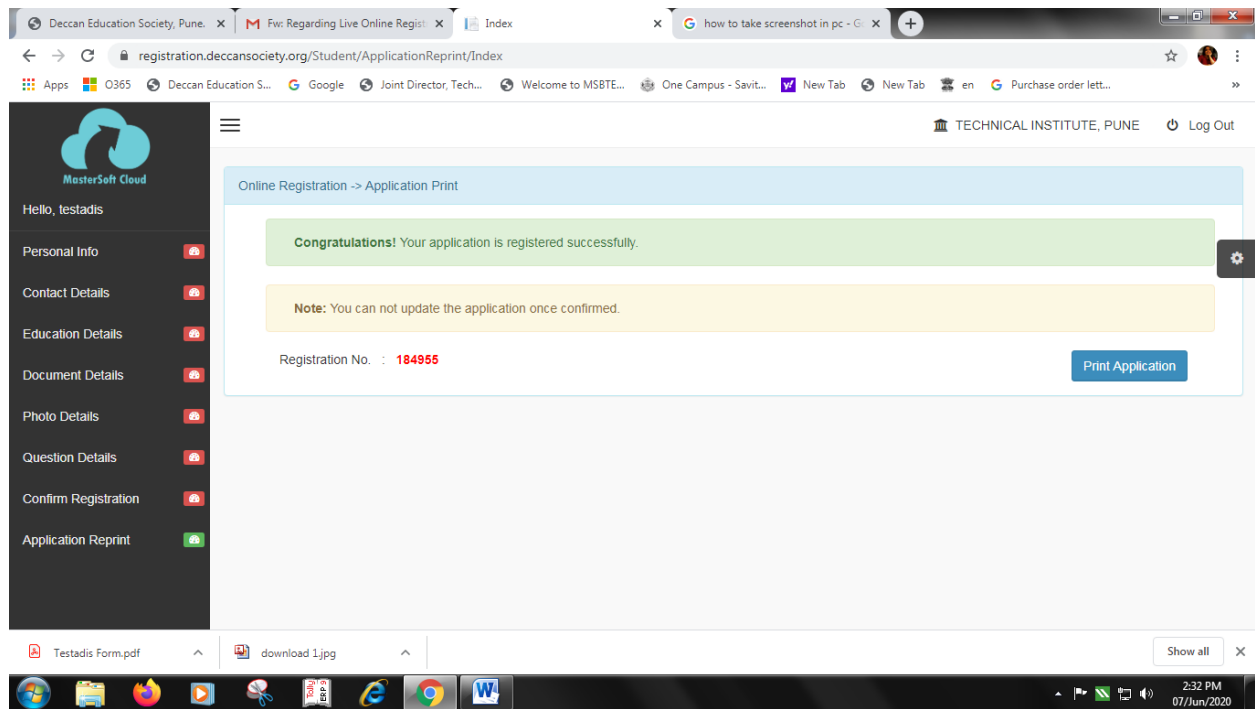


Answer all the questions and Click on Save and Next Button



After completing Process You will get this screen Click on Confirm Button





You will get Registration Number.